




PARK ROYAL NW10 7UN

TUDOR ESTATE

AVAILABILITY

701A Available		Warehouse TOTAL	1,812 sq ft 1,812 sq ft 168 sq m	<ul style="list-style-type: none">• Undergoing refurbishment• 1 roller shutter door• 4 car parking spaces• 24-hour access and use• Estate CCTV• EPC rating available upon request
708D Available		Warehouse TOTAL	1,735 sq ft 1,735 sq ft 161 sq m	<ul style="list-style-type: none">• Undergoing refurbishment• 1 roller shutter door• 4 car parking spaces• 24-hour access and use• Estate CCTV• EPC rating available upon request
708E Available		Warehouse TOTAL	1,177 sq ft 1,177 sq ft 109 sq m	<ul style="list-style-type: none">• Undergoing refurbishment• 1 roller shutter door• 3 car parking spaces• 24-hour access and use• Estate CCTV• EPC rating available upon request

All areas are approximate and measured on a Gross External basis



Luca Nardini
luca.nardini@montagu-evans.co.uk
Jody Smith
jody.smith@montagu-evans.co.uk

Alex Kington
alex.kington@altusgroup.com
Callum Moloney
callum.moloney@altusgroup.com

Patrick Rosso
patrick.rosso@colliers.com
Isa Naeem
isa.naeem@colliers.com

[SEGRO.com/parkroyal](https://www.segro.com/parkroyal)

SEGRO
100 YEARS OF THE
EXTRAORDINARY

PARK ROYAL NW10 7UN

TUDOR ESTATE

AVAILABILITY

731

Available



Warehouse	4,683 sq ft
First Floor Office	1,110 sq ft
TOTAL	5,793 sq ft
	538 sq m

- Fully refurbished
- Carbon Neutral base build in operation
- Electric car charging points
- PV panels
- 6m clear height
- 1 loading door
- 8 car parking spaces
- Estate CCTV
- EPC rating: A+

All areas are approximate and measured on a Gross External basis



Luca Nardini
luca.nardini@montagu-evans.co.uk
Jody Smith
jody.smith@montagu-evans.co.uk



Alex Kington
alex.kington@altusgroup.com
Callum Moloney
callum.moloney@altusgroup.com



Patrick Rosso
patrick.rosso@colliers.com
Isa Naeem
isa.naeem@colliers.com

[SEGRO.com/parkroyal](https://www.segro.com/parkroyal)

SEGRO
100 YEARS OF THE
EXTRAORDINARY