

SEGRO V-PARK
GRAND
UNION

INDUSTRIAL SPACE TO LET
RANGING FROM 1,712 TO 32,250 SQ FT

COMING SOON

NW10 7UD



In partnership with



Developed by



CONTENTS

03 INTRODUCTION

05 FLEXIBILITY

06 COLLABORATION

07 SUSTAINABILITY

08 LOCATION

11 SPECIFICATION

12 FLOOR PLANS

19 RESPONSIBLE SEGRO

20 COMMUNITY

21 CONTACT

SEGRO V-PARK
GRAND
UNION

CONTENTS

INTRODUCTION

WHEN NOTHING BUT PRIME SPACE IN LONDON WILL DO, IT HAS TO BE SEGRO V-PARK GRAND UNION

SEGRO V-Park Grand Union is a new benchmark in modern industrial space for innovative businesses. Groundbreaking in its quality, sustainability and support for collaboration, it's a unique building split across multiple floors, with contemporary amenities, that enable businesses to be their best.



SEGRO V-PARK GRAND UNION

INTRODUCTION

IF IT HAS TO BE THE BEST IT CAN BE, **IT HAS TO BE...**

FLEXIBLE



A multi-level, multi-use industrial and commercial hub, with the flexibility to upsize, downsize and tailor each space.

COLLABORATIVE



Facilities shared by a unique blend of businesses, fostering better networking and forming new working relationships.

ENERGY EFFICIENT



Designed to help reduce carbon footprints and energy costs through cutting-edge sustainability features.

ACCESSIBLE



In Park Royal, with easy access to more customers, more opportunities and more of the talent businesses need.

INTEGRATED



With on-site services from SEGRO that include security, management, amenities and support – so you can focus on your core business.

VIBRANT



Part of an evolving and welcoming neighbourhood with new homes, leisure facilities and convenient links to Wembley and central London.

FLEXIBILITY

SPACE WITH FLEXIBILITY AND **VERSATILITY** AT ITS CORE

Whether you are start-ups, SMEs or firmly established in your markets, SEGRO V-Park Grand Union gives light industrial businesses a platform to collaborate in vibrant spaces tailored to your needs.

The flexible industrial / commercial units range from approx. 1,712 sq ft units through to larger self-contained single floors of 32,250 sq ft, and are available across multiple floors with full fit-out options.

*All lettable areas are approximate and calculated on a Gross Internal Basis.



FIFTH FLOOR:
6-12 FLEXIBLE UNITS
27,594 SQ FT (2,564 sq m)* ▶

FOURTH FLOOR:
1-12 FLEXIBLE UNITS
32,250 SQ FT (2,996 sq m)* ▶

THIRD FLOOR:
3-6 FLEXIBLE UNITS
28,009 SQ FT (2,602 sq m)* ▶

SECOND FLOOR:
1-12 FLEXIBLE UNITS
32,250 SQ FT (2,996 sq m)* ▶

COLLABORATION

A **VIBRANT** HUB FOR THE INDUSTRIOUS TO THRIVE

Although each customer will occupy a self-contained industrial workspace at SEGRO V-Park Grand Union, all benefit from outstanding communal amenities that enable a working environment that's modern, inclusive and enjoyable.

These include dedicated social and work spaces, from break-out and bookable meeting rooms through to a roof terrace where teams can collaborate and relax. The dedicated reception service is also there to offer support whenever it is needed.



Break-out space



Plentiful natural light



Landscaped roof terrace



Customer app



Reception service



Dedicated cycling parking



WELL design principles



SUSTAINABILITY

MAKING SUSTAINABLE THE DEFAULT

SEGRO V-Park Grand Union embodies the very best in energy-saving innovations and measures across its construction process and lifecycle.

The building is designed to support your efforts in reducing your carbon footprint and achieving your sustainability goals.



BREEAM 'Excellent' (targeting)



EPC 'A' rating (targeting)



Photovoltaic panels



Living internal green wall



Air source heat pumps



LED lighting



Electric charging points (cars and vans)



Carbon Life modelling



Computer generated image of the building's entrance

LOCATION

A RARE SPACE IN A RARE LOCATION

With a location that makes commutes, transport and logistics easier than ever, SEGRO V-Park Grand Union is based in Park Royal – one of London's most sought-after industrial areas.

The building fronts onto the North Circular (A406), and the nearby A40 provides easy, quick access to central London. The M25 orbiting London is also easy to get to, as is the M1 running north. All of these routes mean businesses can more easily access the talent that they need to expand their reach.

Wembley Stadium and London Designer Outlet are close by, with a wealth of retail and leisure facilities to take advantage of.

WWW.SEGRO.COM/V-PARKGRANDUNION



CONNECTIONS

Stonebridge Park tube station is a short walk away with a number of other stations within close proximity. Elizabeth Line stations at nearby Ealing and Acton make journeys across London quick and easy, with connecting routes from key hubs like Liverpool Street and Heathrow providing plenty of options for trips further afield.



DISTANCES

A406 North Circular Road	0.1 miles
A40 Western Avenue	1 mile
Stonebridge Park (Bakerloo and Overground lines)	0.5 miles
Hanger Lane (Central line)	1.3 miles
Park Royal (Piccadilly line)	1.8 miles
Harlesden (Piccadilly line) (Bakerloo and Overground lines)	1.8 miles
North Acton (Central line)	1.9 miles
Ealing Broadway (Elizabeth line)	1.9 miles
M1 (Junction 1)	3.6 miles
Central London	7.0 miles

Source: Google maps

CONNECTIONS

Stonebridge Park to London Euston (Overground)	24 mins
Hanger Lane to London Victoria (Underground)	25 mins
Hanger Lane to London Waterloo (Underground)	26 mins

BUS TRAVEL

(To Beresford Avenue Stop S)

Bus No. 112 (Route Haven Green/
Ealing Broadway to North Finchley)

Bus No. 440 (Route Turnham Green
Church to First Way)

Bus No. 224 (Route Mitchell Way
to Alperton Sainsbury's)

///museum.aims.echo

AMENITIES



Co-op Supermarket



Nursery



Cafés and restaurants



Medical Centre



Cafes & Restaurants




Anytime Fitness



Amazon Lockers



Gyms



Wembley Stadium



London Designer Outlet

Park Royal and Alperton areas have a wealth of amenities and experiences on offer that all contribute to a better, more holistic working environment. From nearby cafes, restaurants and nursery to a Co-op supermarket and Anytime Fitness only a short walk away. Wembley Stadium and London Designer Outlet are also close by, with a wealth of retail and leisure facilities to take advantage of.

AMENITIES

Anytime Fitness	0.4 miles
Co-op Supermarket	0.5 miles
London Designer Outlet	1.8 miles
Wembley Stadium	1.9 miles

Source: Google maps

CAFES & RESTAURANTS

Ace Cafe London	0.1 miles
The Real Pizza Company	0.4 miles
Patisserie Patchi	0.6 miles
Mumbai Local Wembley	1.1 miles
Beit el Zaytoun	1.1 miles
Levant	1.3 miles

Source: Google maps

SPECIFICATION



WAREHOUSE

- 6m clear height (floors 2 & 3)
- 4m clear height (floors 4 & 5)
- 15 kN/m² floor loading (floors 2 & 3)
- 10 kN/m² floor loading (floors 4 & 5)



EXTERNAL

- 80 allocated car parking spaces
- 8 van spaces
- 5 goods vehicle spaces
- Motorcycle spaces
- Yards suitable for HGVs and vans, with dock levellers and scissor lift creating loading options for all vehicle sizes



SUSTAINABILITY

- BREEAM 'Excellent' (targeting)
- EPC 'A' rating (targeting)
- Photovoltaic panels
- 20 electric charging points (cars and vans)
- Air source heat pumps
- Living internal green wall
- Carbon Life modelling



WELLBEING

- Landscaped roof terrace with seating
- Dedicated cycle parking
- Comfortable break-out spaces
- Plentiful natural light



ENHANCEMENTS

- Sprinkler system
- Minimum of 100 Amp Three Phase power per unit, dependent on size
- 5 service lifts: 2 x 6,500kg; 3 x 2,500kg
- LED lighting



SECURITY AND RECEPTION

- Dedicated reception service
- 24/7 on-site security



MEETING ROOMS

- Bookable meeting rooms, available for customers only
- Glazed screens
- Air conditioning
- Contemporary finishes

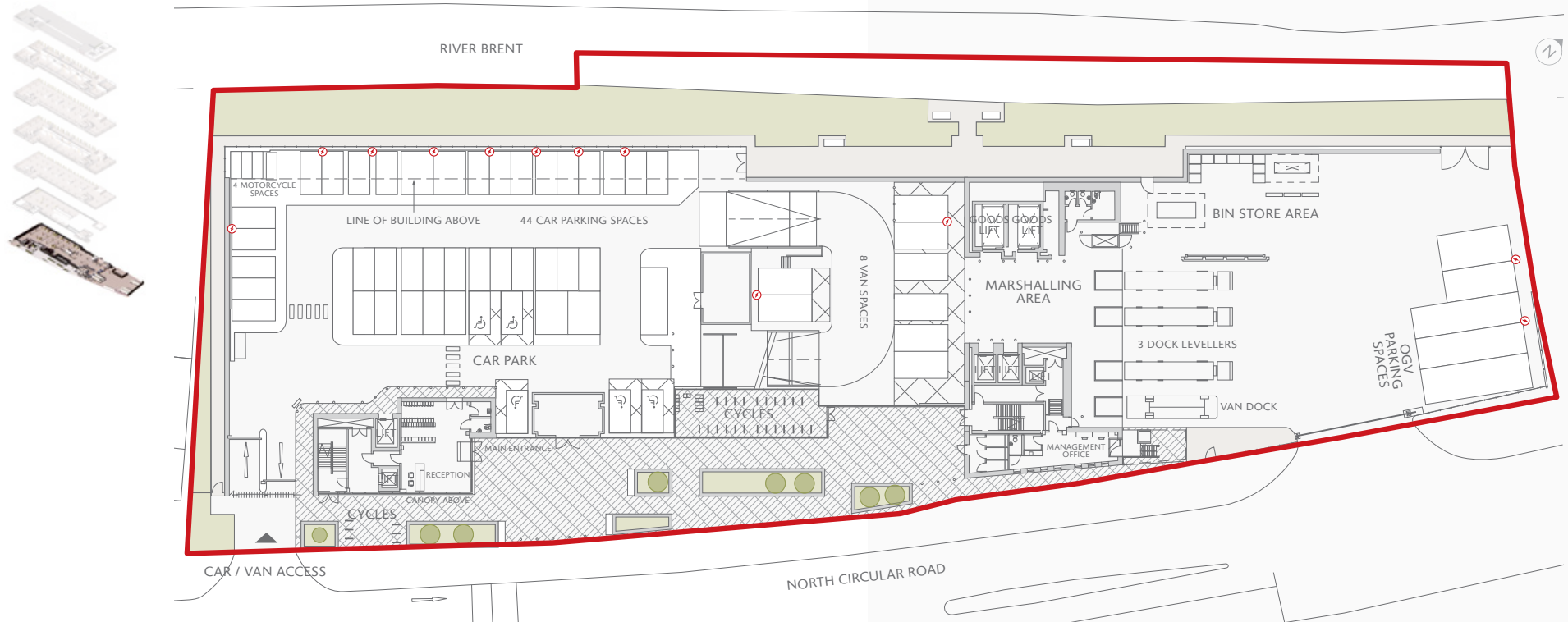


FLOOR PLANS

GROUND FLOOR

The ground floor consists of the reception area, management office, communal yard, lifts and parking for all floors. There is also cycle parking and showers for anyone cycling to work.

- 3 dock levellers
- 1 access door
- 3.2m clear height
- 2 x large goods lifts
- 3 x medium goods lifts
- 1 x 10-person lift
- 1 x 8-person lift
- 44 car parking spaces
- 8 van parking spaces
- 5 OGV parking spaces
- 4 motorcycle spaces
- 46 cycle parking spaces



*Indicative layout

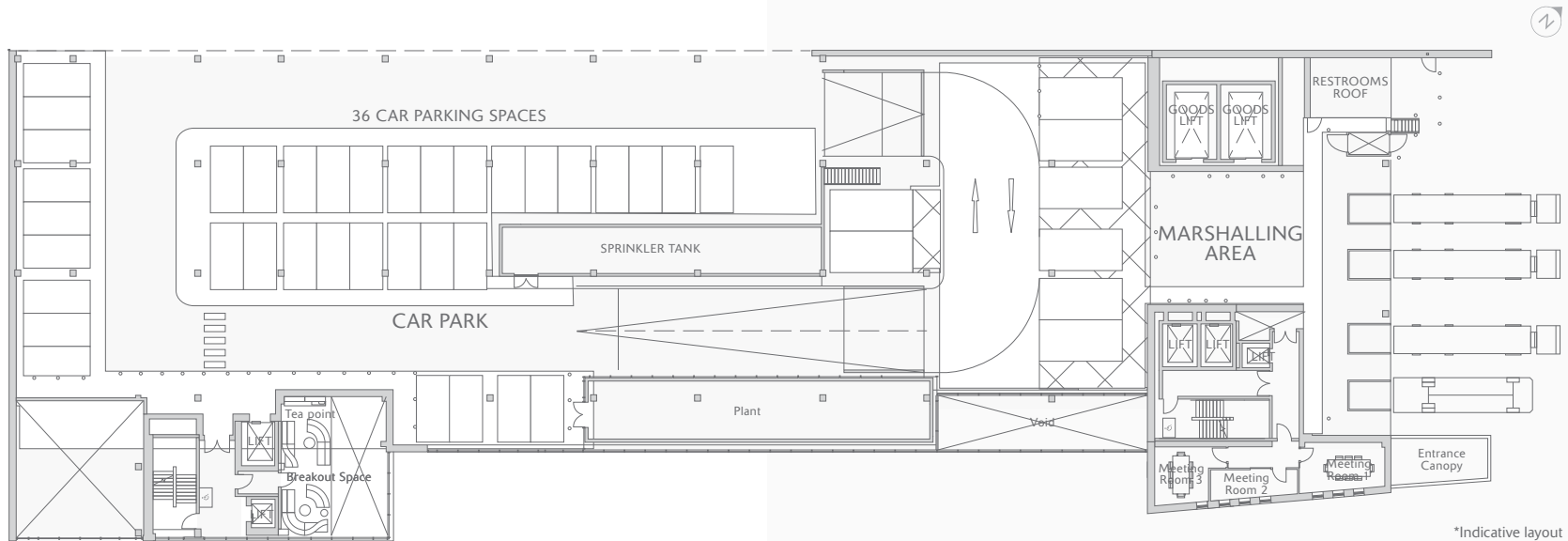
FLOOR PLANS

FIRST FLOOR

On the first floor, customers will have access to additional parking, meeting rooms and a break-out space.

- 2.7m clear height
- Break-out space
- 3 x meeting rooms
- 36 car parking spaces
- 2 x large goods lifts
- 3 x medium goods lifts
- 1 x 10-person lift
- 1 x 8-person lift

SEGRO V-PARK GRAND UNION



*Indicative layout

	Number of people
Meeting room 1	1-8 people
Meeting room 2	2-4 people
Meeting room 3	3-8 people

FLOOR PLANS

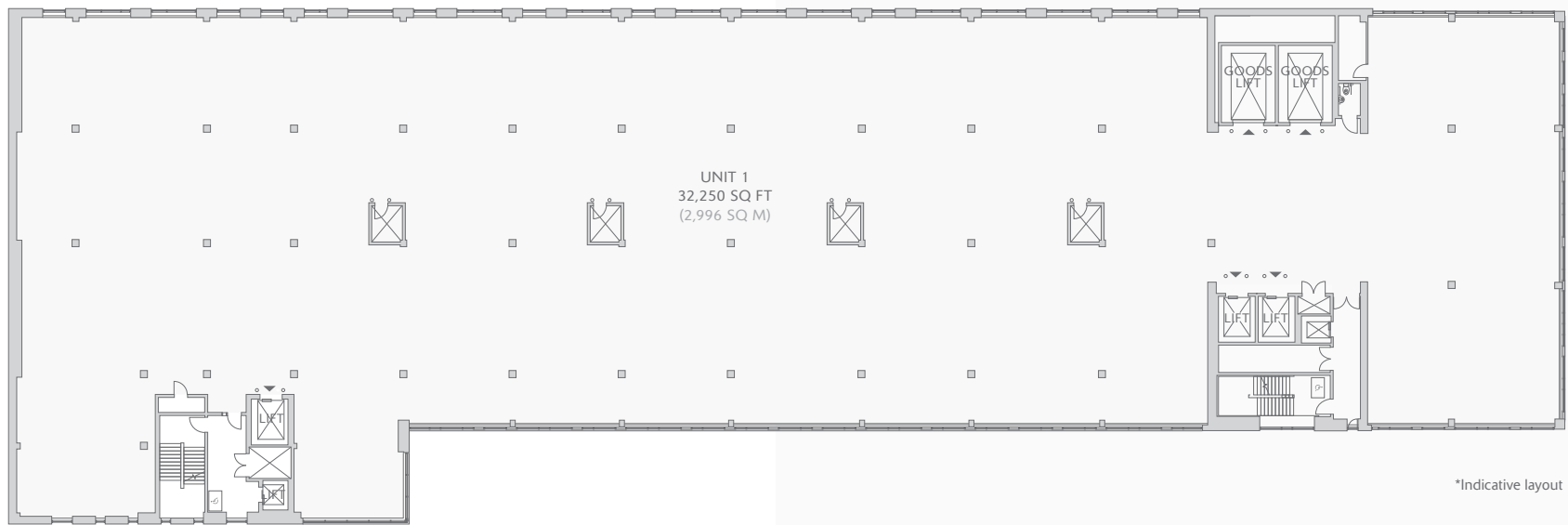

FLOOR PLANS

SECOND FLOOR: 32,250 sq ft (2,996 sq m)

A single self-contained unit with lift provisions and separate pedestrian access.

- 6m clear height
- 15kN/m² floor loading
- Circulation corridor walls
- 1 x WC
- 2 x large goods lifts
- 3 x medium goods lifts
- 1 x 10-person lift
- 1 x 8-person lift

SEGRO V-PARK GRAND UNION



FLOOR PLANS

	sq m	sq ft
Unit 1	2,996	32,250

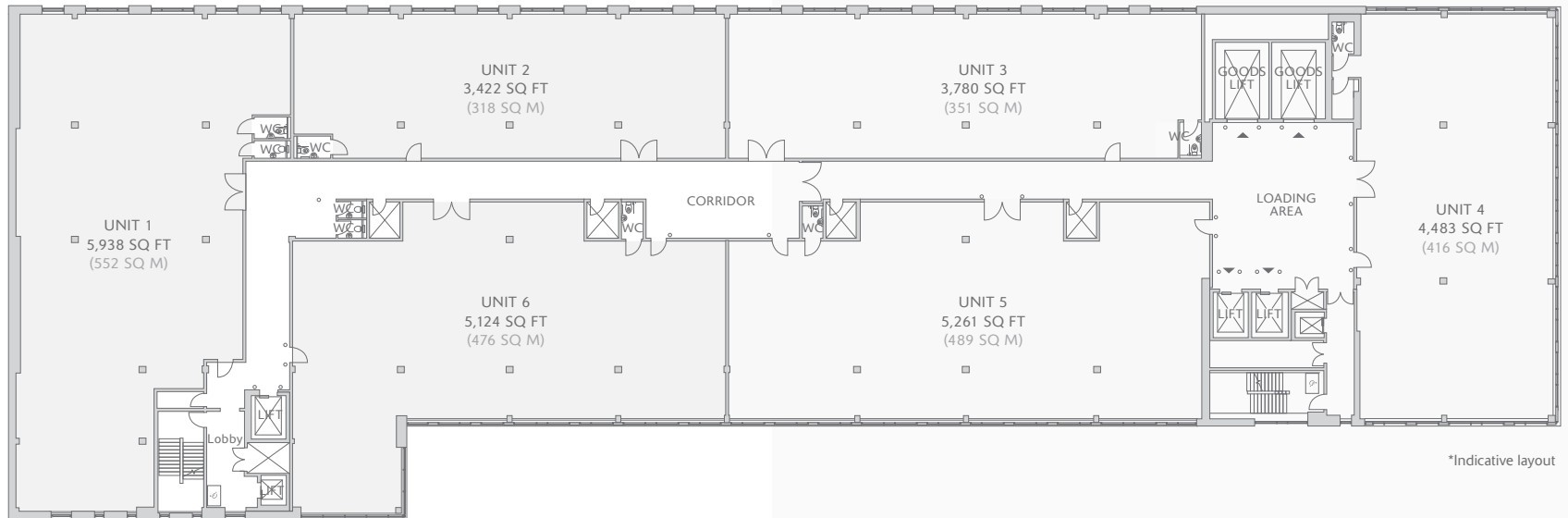
All lettable areas are approximate and calculated on a Gross Internal Basis.

FLOOR PLANS

THIRD FLOOR: 28,009 sq ft (2,602 sq m)

3-6 self-contained units with shared facilities and lift provisions.

- 6m clear height
- 15kN/m² floor loading
- Circulation corridor walls
- Full fit-out on selected units*
- 2 x communal WCs
- 2 x large goods lifts
- 3 x medium goods lifts
- 1 x 10-person lift
- 1 x 8-person lift



*Indicative layout

	sq m	sq ft
Unit 1	552	5,938
Unit 2	318	3,422
Unit 3	351	3,780

	sq m	sq ft
Unit 4	416	4,483
Unit 5	489	5,261
Unit 6	476	5,124

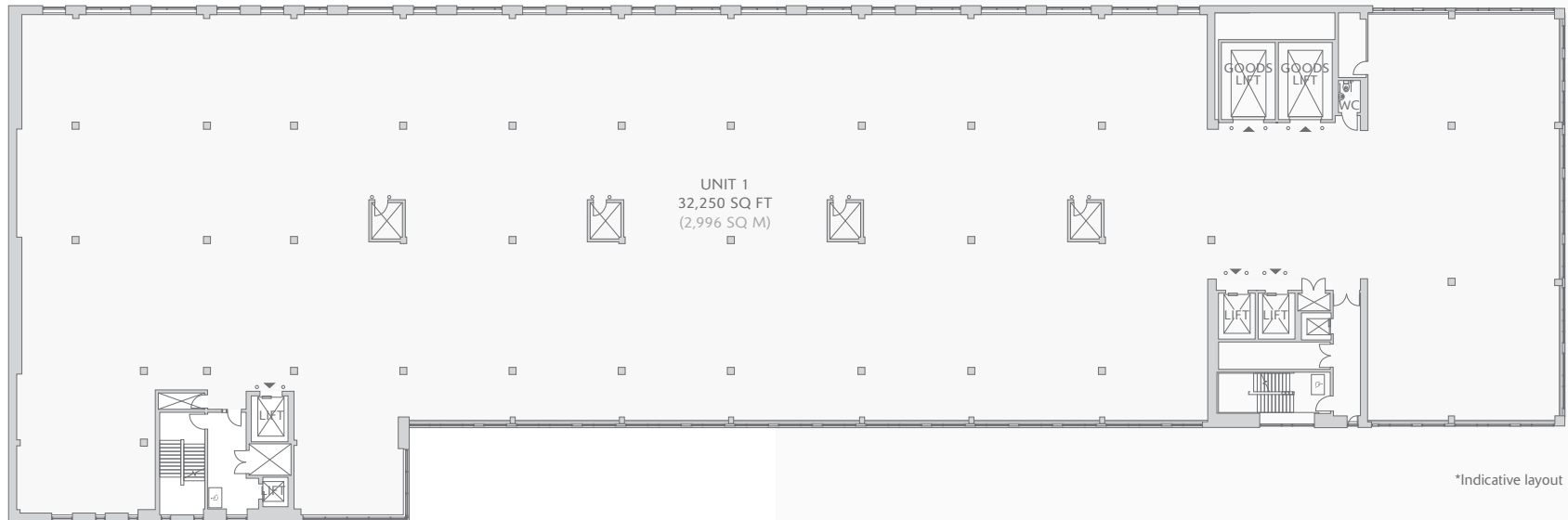
All lettable areas are approximate and calculated on a Gross Internal Basis.

FLOOR PLANS

FOURTH FLOOR: 32,250 sq ft (2,996 sq m)

A single self-contained unit with lift provisions.

- 4m clear height
- 10kN/m² floor loading
- Circulation corridor walls
- 1 x WC
- 2 x large goods lifts
- 3 x medium goods lifts
- 1 x 10-person lift
- 1 x 8-person lift



	sq m	sq ft
Unit 1	2,996	32,250

All lettable areas are approximate and calculated on a Gross Internal Basis.

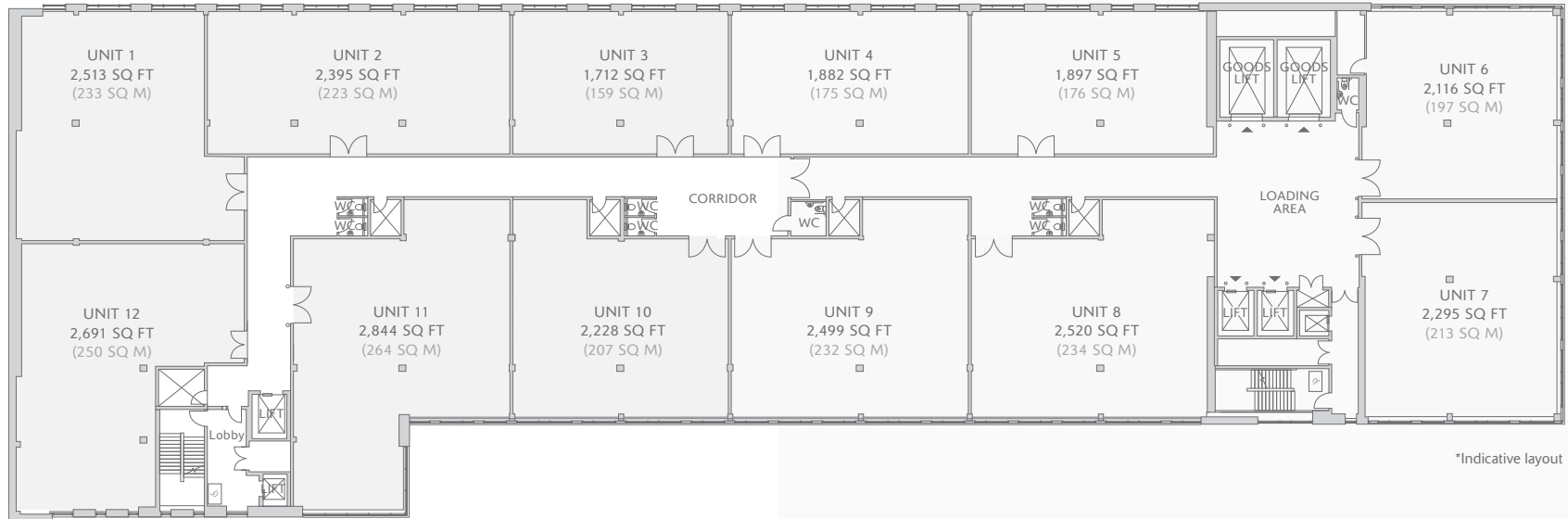
FLOOR PLANS

FIFTH FLOOR: 27,594 sq ft (2,564 sq m)

6-12 self-contained units with shared facilities and lift provisions.

- 4m clear height
- 10kN/m² floor loading
- Circulation corridor walls
- Full fit-out on selected units*
- 8 x WCs
- 2 x large goods lifts
- 3 x medium goods lifts
- 1 x 10-person lift
- 1 x 8-person lift

SEGRO V-PARK GRAND UNION



*Indicative layout

	sq m	sq ft		sq m	sq ft		sq m	sq ft
Unit 1	233	2,513	Unit 5	176	1,897	Unit 9	232	2,499
Unit 2	223	2,395	Unit 6	197	2,116	Unit 10	207	2,228
Unit 3	159	1,712	Unit 7	213	2,295	Unit 11	264	2,844
Unit 4	175	1,882	Unit 8	234	2,520	Unit 12	250	2,691

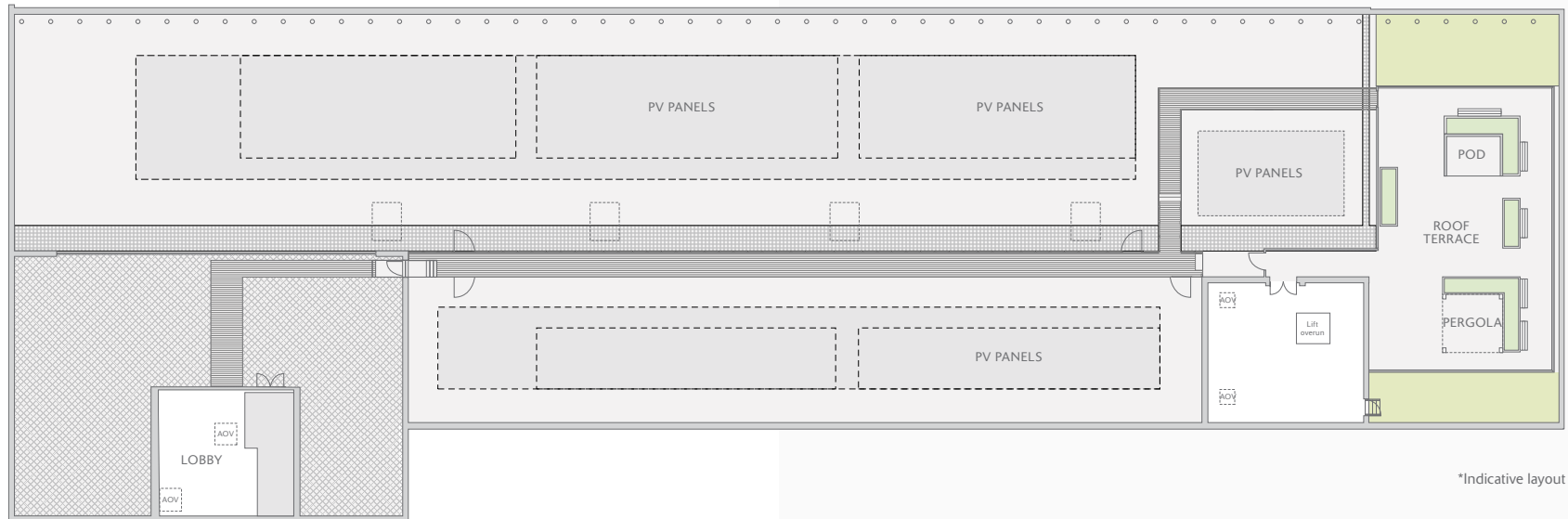
All lettable areas are approximate and calculated on a Gross Internal Basis.

FLOOR PLANS

FLOOR PLANS

ROOF TERRACE

SEGRO V-PARK GRAND UNION



FLOOR PLANS

SPACE THAT **ENABLES** EXTRAORDINARY THINGS TO HAPPEN

Our Responsible SEGRO framework introduces three long-term priorities to which we can make the greatest business, environmental and social contribution.

We believe that working towards and achieving the goals within the Responsible SEGRO framework will ensure we remain a business fit for the future, one that helps our customers grow, our communities flourish and our people thrive.

In short, we will continue to create the space which enables extraordinary things to happen for many years to come.



See [SEGRO.com/responsiblesegro](https://www.segro.com/responsiblesegro) for more information.



CHAMPIONING LOW-CARBON GROWTH

We will be net-zero carbon by 2030.



INVESTING IN OUR LOCAL COMMUNITIES AND ENVIRONMENTS

We will create and implement Community Investment Plans for every key market in our portfolio by 2025.



NURTURING TALENT

We will increase the overall diversity of our own workforce throughout the organisation.

A POSITIVE **IMPACT** ON COMMUNITY AND BUSINESSES

As part of our Responsible SEGRO framework, we invest in everyone's future prosperity – from creating training and employment opportunities to providing ongoing support and improving open spaces around our sites.

Employment & Training

We will work with you to understand your recruitment needs and, through a network of partners, help you access a local talented workforce and training providers.

Business Support

We work closely with the local authority and are well placed to support you by providing immediate access to a number of business-, economy- and training-related programmes.

Education

All customers can easily take part in our schools' programme which supports local students from disadvantaged backgrounds.



CONTACT

ABOUT SEGRO

SEGRO

SEGRO is a UK Real Estate Investment Trust (REIT), listed on the London Stock Exchange and Euronext Paris, and is a leading owner, manager and developer of modern warehouses and industrial property.

It owns or manages 10.3 million square metres of space (110 million square feet) valued at £21.0 billion serving customers from a wide range of industry sectors. Its properties are located in and around major cities and at key transportation hubs in the UK and in seven other European countries.

See SEGRO.com for further information.

CONTACT

For more information

Call: 020 3151 8621

Website: SEGRO.com/v-parkgrandunion



James Miller
020 3369 0765

Tessa English
020 3369 0837

Katy Kenealy
020 3369 0856

Leah Cave
020 3369 0783



Richard Harman
020 3151 0028

Jake Huntley
020 3151 0043

Charlie Wing
020 3151 0017

Maddie Moriarty
020 3151 0072

TERMS

Each unit is available on a new lease.
Terms and rent upon application.

The content of this document is believed to be correct at the date of Publication. However, the Company and its retained agents accept no responsibility or liability for (or make any representation, statement or expression of opinion or warranty, express or implied, with respect to), the accuracy or completeness of the content of this document. If you would like to unsubscribe from future mailings, please contact marcomms@SEGRO.com. 02/24.

SEGRO.COM/V-PARKGRANDUNION



In partnership with



Developed by

