

SEGRO V-PARK  
GRAND  
UNION

INDUSTRIAL SPACE TO LET  
RANGING FROM 1,871 TO 32,368 SQ FT

NW10 7UD



In partnership with



Developed by

**SEGRO**

# CONTENTS

---

03 INTRODUCTION

05 FLEXIBILITY

06 COLLABORATION

07 SUSTAINABILITY

08 LOCATION

11 SPECIFICATION

13 FLOOR PLANS

20 RESPONSIBLE SEGRO

21 COMMUNITY

22 CONTACT



## INTRODUCTION

# WHEN NOTHING BUT PRIME SPACE IN LONDON WILL DO, IT HAS TO BE SEGRO V-PARK GRAND UNION

SEGRO V-Park Grand Union is a new benchmark in modern industrial space for innovative businesses. Groundbreaking in its quality, sustainability and support for collaboration, it's a unique building split across multiple floors, with contemporary amenities, that enable businesses to be their best.



# IF IT HAS TO BE THE BEST IT CAN BE, **IT HAS TO BE...**

### FLEXIBLE



A multi-level, multi-use industrial and commercial hub, with the flexibility to upsize, downsize and tailor each space.

### COLLABORATIVE



Facilities shared by a unique blend of businesses, fostering better networking and forming new working relationships.

### ENERGY EFFICIENT



Designed to help reduce carbon footprints and energy costs through cutting-edge sustainability features.

### ACCESSIBLE



In Park Royal, with easy access to more customers, more opportunities and more of the talent businesses need.

### INTEGRATED



With on-site services from SEGRO that include security, management, amenities and support – so you can focus on your core business.

### VIBRANT



Part of an evolving and welcoming neighbourhood with new homes, leisure facilities and convenient links to Wembley and central London.



## FLEXIBILITY

# SPACE WITH FLEXIBILITY AND **VERSATILITY** AT ITS CORE

Whether you are start-ups, SMEs or firmly established in your markets, SEGRO V-Park Grand Union gives light industrial businesses a platform to collaborate in vibrant spaces tailored to your needs.

The flexible industrial / commercial units range from approx. 1,871 sq ft units through to larger self-contained single floors of 32,368 sq ft, and are available across multiple floors with full fit-out options.

\*All lettable areas are approximate and calculated on a Gross External Basis.

FIFTH FLOOR:  
6-11 FLEXIBLE UNITS  
**25,909 SQ FT** (2,407 sq m)\*

FOURTH FLOOR:  
1-12 FLEXIBLE UNITS  
**32,313 SQ FT** (3,002 sq m)\*

THIRD FLOOR:  
3-5 FLEXIBLE UNITS  
**22,842 SQ FT** (2,122.1 sq m)\*

SECOND FLOOR:  
1-12 FLEXIBLE UNITS  
**32,368 SQ FT** (3,007.1 sq m)\*

## A **VIBRANT** HUB FOR THE INDUSTRIOUS TO THRIVE

Although each customer will occupy a self-contained industrial workspace at SEGRO V-Park Grand Union, all benefit from outstanding communal amenities that enable a working environment that's modern, inclusive and enjoyable.

These include dedicated social and work spaces, from break-out and bookable meeting rooms through to a roof terrace where teams can collaborate and relax. The dedicated reception service is also there to offer support whenever it is needed.



Break-out  
space



Bookable  
meeting rooms



Landscaped  
roof terrace



Customer  
app



Concierge  
service



Dedicated  
cycling parking



Plentiful  
natural light



'WELL'  
design principles





## MAKING SUSTAINABLE THE DEFAULT

SEGRO V-Park Grand Union embodies the very best in energy-saving innovations and measures across its construction process and lifecycle.

The building is designed to support your efforts in reducing your carbon footprint and achieving your sustainability goals.



BREEAM  
'Excellent'



EPC 'A'  
rating



Photovoltaic  
panels



Living internal  
green wall



Air source  
heat pumps



LED  
lighting



Electric charging points  
(cars and vans)



Carbon Life  
modelling



## LOCATION

# A RARE SPACE IN A **RARE** LOCATION

With a location that makes commutes, transport and logistics easier than ever, SEGRO V-Park Grand Union is based in Park Royal – one of London's most sought-after industrial areas.

The building fronts onto the North Circular (A406), and the nearby A40 provides easy, quick access to central London. The M25 orbiting London is also easy to get to, as is the M1 running north. All of these routes mean businesses can more easily access the talent that they need to expand their reach.

Wembley Stadium and London Designer Outlet are close by, with a wealth of retail and leisure facilities to take advantage of.

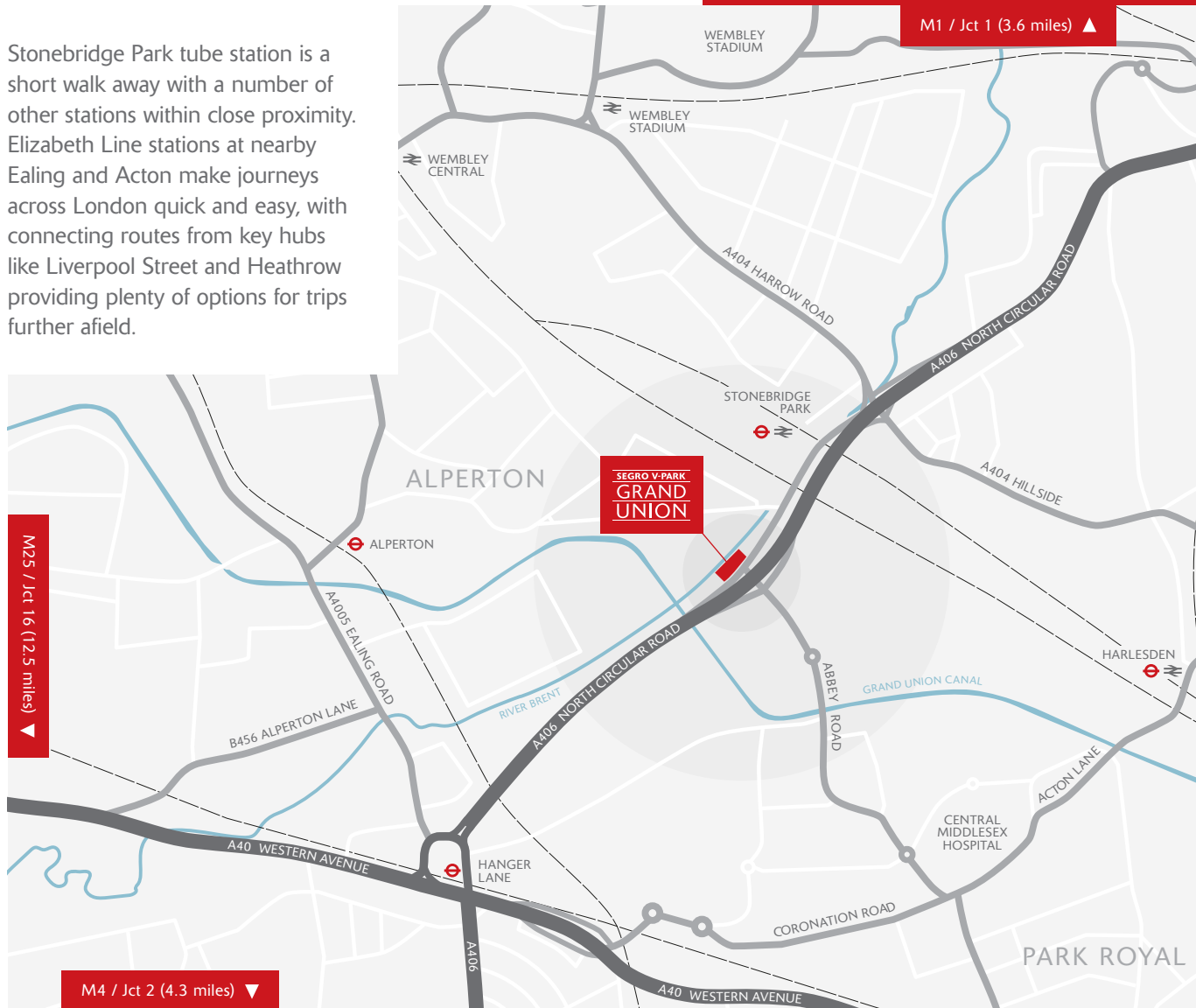
[WWW.SEGRO.COM/V-PARKGRANDUNION](http://WWW.SEGRO.COM/V-PARKGRANDUNION)





## CONNECTIONS

Stonebridge Park tube station is a short walk away with a number of other stations within close proximity. Elizabeth Line stations at nearby Ealing and Acton make journeys across London quick and easy, with connecting routes from key hubs like Liverpool Street and Heathrow providing plenty of options for trips further afield.



## DISTANCES

|  |           |
|--|-----------|
| A406 North Circular Road                                       | 0.1 miles |
| Stonebridge Park<br>(Bakerloo and Overground lines)            | 0.5 miles |
| A40 Western Avenue   | 1 mile    |
| Hanger Lane (Central line)                                     | 1.3 miles |
| Park Royal (Piccadilly line)                                   | 1.8 miles |
| Harlesden (Piccadilly line)<br>(Bakerloo and Overground lines) | 1.8 miles |
| North Acton (Central line)                                     | 1.9 miles |
| Ealing Broadway<br>(Elizabeth line)                            | 1.9 miles |
| M1 (Junction 1)  | 3.6 miles |
| Central London   | 7.0 miles |

Source: Google maps

## CONNECTIONS

|   |         |
|---|---------|
| Stonebridge Park to<br>London Euston (Overground) | 24 mins |
| Hanger Lane to<br>London Victoria (Underground)   | 25 mins |
| Hanger Lane to<br>London Waterloo (Underground)   | 26 mins |

## BUS TRAVEL

(To Beresford Avenue Stop S)

Bus No. 112 (Route Haven Green/  
Ealing Broadway to North Finchley)

Bus No. 440 (Route Turnham Green  
Church to First Way)

Bus No. 224 (Route Mitchell Way  
to Alpertons Sainsbury's)

///giving.adopt.than



AMENITIES



Co-op Supermarket



Cafés and restaurants



Anytime Fitness



Nursery



Medical Centre



Cafés & Restaurants



Amazon Lockers



Gyms



Wembley Stadium



London Designer Outlet

Park Royal and Alperton areas have a wealth of amenities and experiences on offer that all contribute to a better, more holistic working environment. From nearby cafés, restaurants and nursery to a Co-op supermarket and Anytime Fitness only a short walk away. Wembley Stadium and London Designer Outlet are also close by, with a wealth of retail and leisure facilities to take advantage of.

AMENITIES

|                        |           |
|------------------------|-----------|
| Anytime Fitness        | 0.4 miles |
| Co-op Supermarket      | 0.5 miles |
| London Designer Outlet | 1.8 miles |
| Wembley Stadium        | 1.9 miles |

Source: Google maps

CAFÉS & RESTAURANTS

|                        |           |
|------------------------|-----------|
| Ace Café London        | 0.1 miles |
| The Real Pizza Company | 0.4 miles |
| Patisserie Patchi      | 0.6 miles |
| Mumbai Local Wembley   | 1.1 miles |
| Beit el Zaytoun        | 1.1 miles |
| Levant                 | 1.3 miles |

Source: Google maps



## SPECIFICATION



### WAREHOUSE

- 6m clear height (floors 2 & 3)
- 4m clear height (floors 4 & 5)
- 15 kN/m<sup>2</sup> floor loading (floors 2 & 3)
- 10 kN/m<sup>2</sup> floor loading (floors 4 & 5)



### EXTERNAL

- 80 allocated car parking spaces
- 8 van spaces
- 5 goods vehicle spaces
- Motorcycle spaces
- Yards suitable for HGVs and vans, with dock levellers and scissor lift creating loading options for all vehicle sizes



### SUSTAINABILITY

- BREEAM 'Excellent'
- EPC 'A' rating
- Photovoltaic panels
- 24 electric charging points (cars and vans)
- Air source heat pumps
- Living internal green wall
- Carbon Life modelling



### WELLBEING

- Landscaped roof terrace with seating
- Dedicated cycle parking
- Comfortable break-out spaces
- Plentiful natural light



### ENHANCEMENTS

- Sprinkler system
- Three Phase power capacity to all units
- 5 service lifts: 2 x 6,500kg; 3 x 2,500kg
- LED lighting



### SECURITY AND RECEPTION

- Dedicated reception service
- 24/7 on-site security



### MEETING ROOMS

- Bookable meeting rooms, available for customers only
- Glazed screens
- Air conditioning
- Contemporary finishes





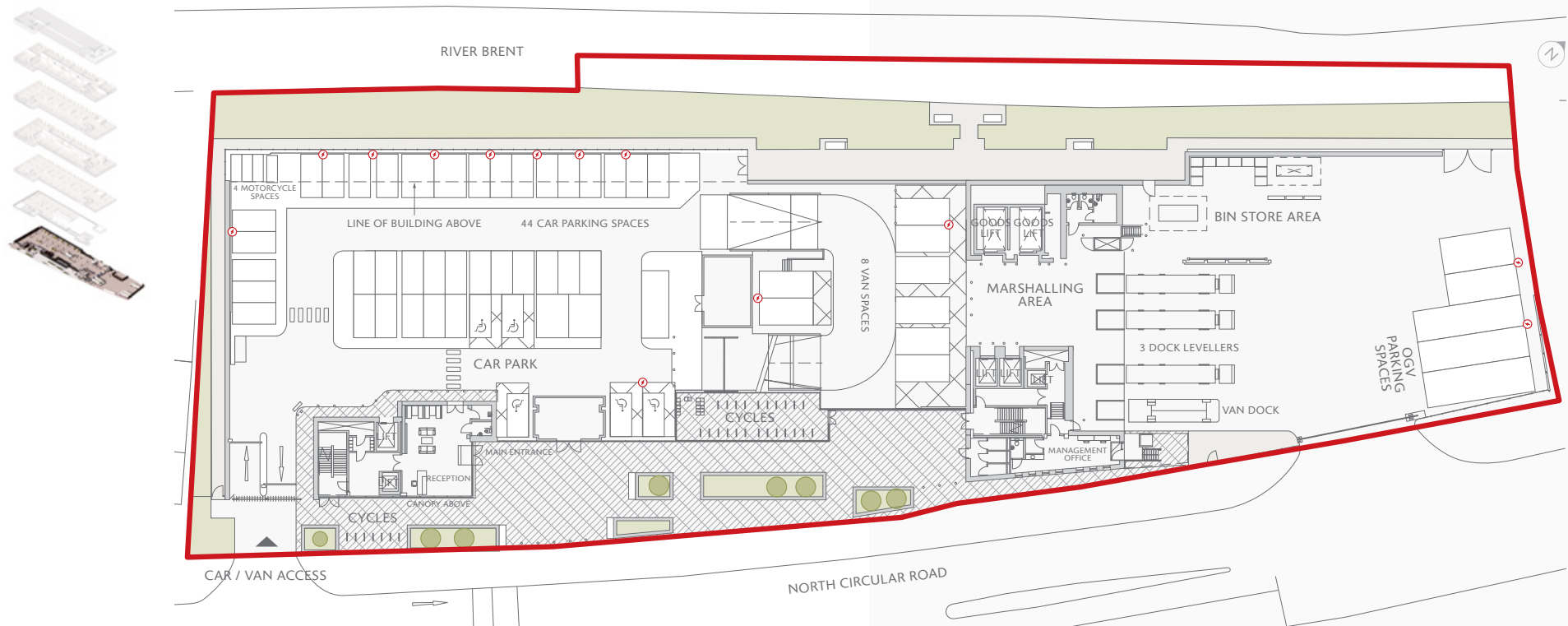


## FLOOR PLANS

### GROUND FLOOR

The ground floor consists of the reception area, management office, communal yard, lifts and parking for all floors. There is also cycle parking and showers for anyone cycling to work.

- 3 dock levellers
- 1 access door
- 3.2m clear height
- 2 x large goods lifts
- 3 x medium goods lifts
- 1 x 10-person lift
- 1 x 8-person lift
- 44 car parking spaces
- 8 van parking spaces
- 5 OGV parking spaces
- 4 motorcycle spaces
- 46 cycle parking spaces



\*Indicative layout

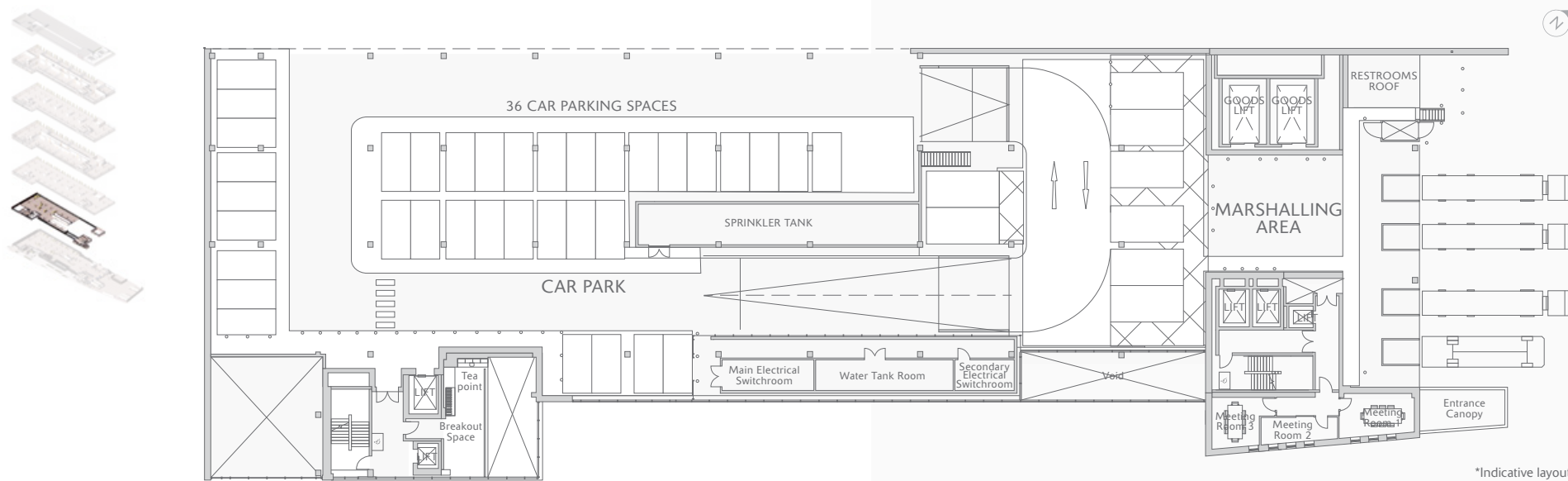


FLOOR PLANS

FIRST FLOOR

On the first floor, customers will have access to additional parking, meeting rooms and a break-out space.

- 2.7m clear height
  - Break-out space
  - 3 x meeting rooms
  - 36 car parking spaces
- 2 x large goods lifts
  - 3 x medium goods lifts
  - 1 x 10-person lift
  - 1 x 8-person lift



\*Indicative layout

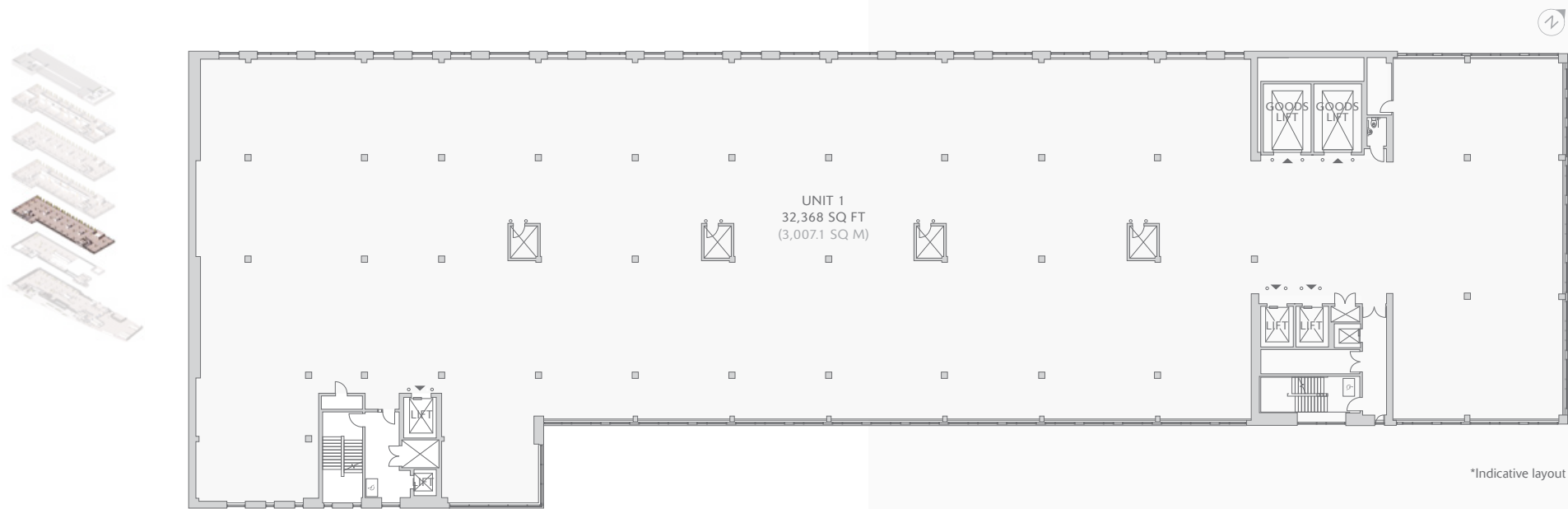
|                | Number of people |
|----------------|------------------|
| Meeting room 1 | 1-8 people       |
| Meeting room 2 | 2-4 people       |
| Meeting room 3 | 3-8 people       |

FLOOR PLANS

SECOND FLOOR: 32,368 sq ft (3,007.1 sq m)

A single self-contained unit with lift provisions and separate pedestrian access.

- 6m clear height
- 15kN/m<sup>2</sup> floor loading
- Circulation corridor walls
- 1 x WC
- 2 x large goods lifts
- 3 x medium goods lifts
- 1 x 10-person lift
- 1 x 8-person lift



|        | sq m    | sq ft  |
|--------|---------|--------|
| Unit 1 | 3,007.1 | 32,368 |

All lettable areas are approximate and calculated on a Gross External Basis.

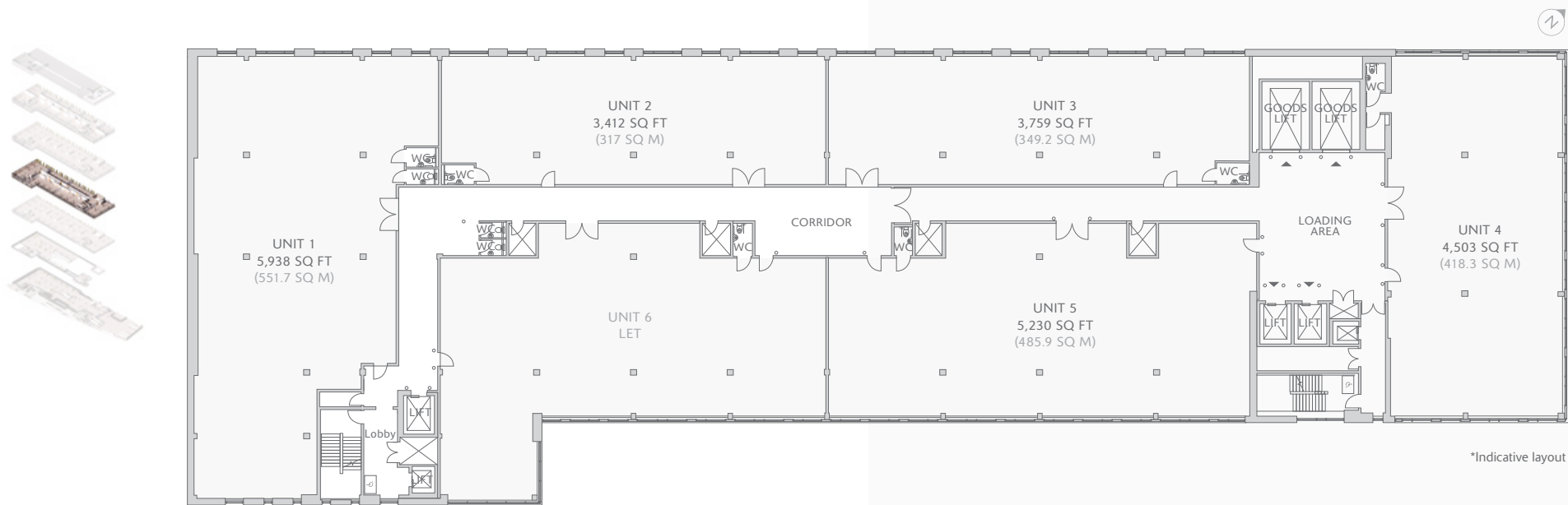


FLOOR PLANS

THIRD FLOOR: 22,842 sq ft (2,122.1 sq m)

3-5 self-contained units with shared facilities and lift provisions.

- 6m clear height
- 15kN/m<sup>2</sup> floor loading
- Circulation corridor walls
- 2 x communal WCs
- 2 x large goods lifts
- 3 x medium goods lifts
- 1 x 10-person lift
- 1 x 8-person lift



\*Indicative layout

|        | sq m  | sq ft |        | sq m  | sq ft |
|--------|-------|-------|--------|-------|-------|
| Unit 1 | 551.7 | 5,938 | Unit 4 | 418.3 | 4,503 |
| Unit 2 | 317   | 3,412 | Unit 5 | 485.9 | 5,230 |
| Unit 3 | 349.2 | 3,759 | Unit 6 | LET   |       |

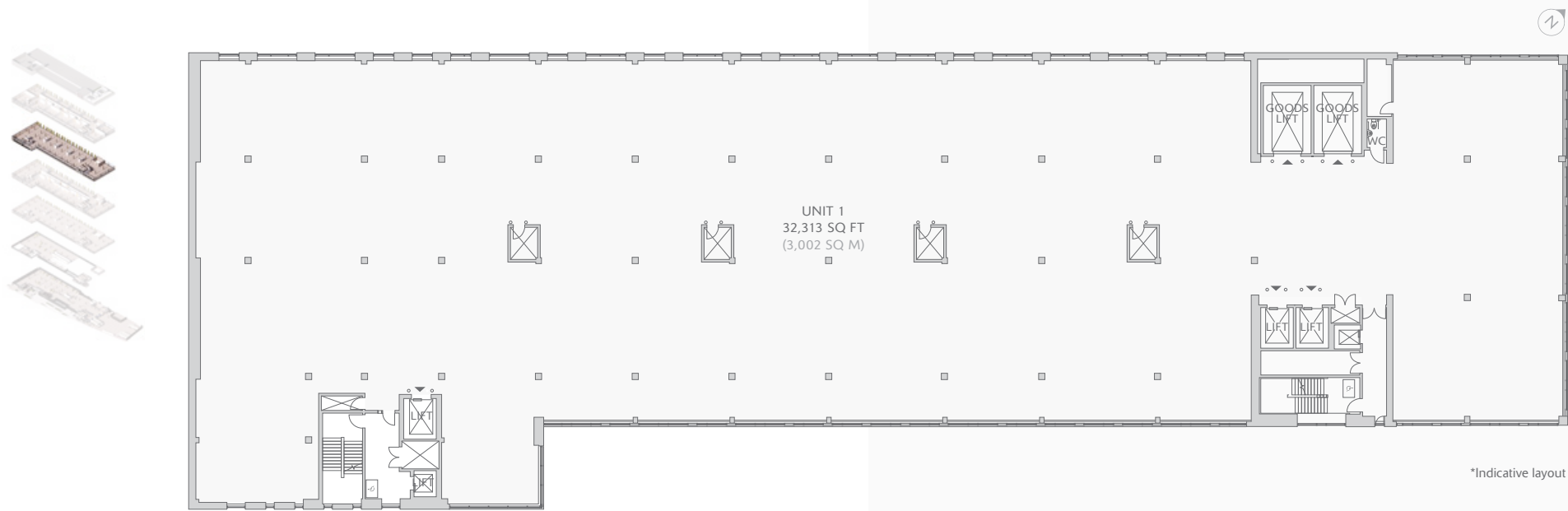
All lettable areas are approximate and calculated on a Gross External Basis.

FLOOR PLANS

FOURTH FLOOR: 32,313 sq ft (3,002 sq m)

A single self-contained unit with lift provisions.

- 4m clear height
- 10kN/m<sup>2</sup> floor loading
- Circulation corridor walls
- 1 x WC
- 2 x large goods lifts
- 3 x medium goods lifts
- 1 x 10-person lift
- 1 x 8-person lift



\*Indicative layout

|        | sq m  | sq ft  |
|--------|-------|--------|
| Unit 1 | 3,002 | 32,313 |

All lettable areas are approximate and calculated on a Gross External Basis.



**FIFTH FLOOR:** 25,909 sq ft (2,407 sq m)

- 4m clear height
- 10kN/m<sup>2</sup> floor loading
- Circulation corridor walls
- 8 x WCs
- 2 x large goods lifts
- 3 x medium goods lifts
- 1 x 10-person lift
- 1 x 8-person lift



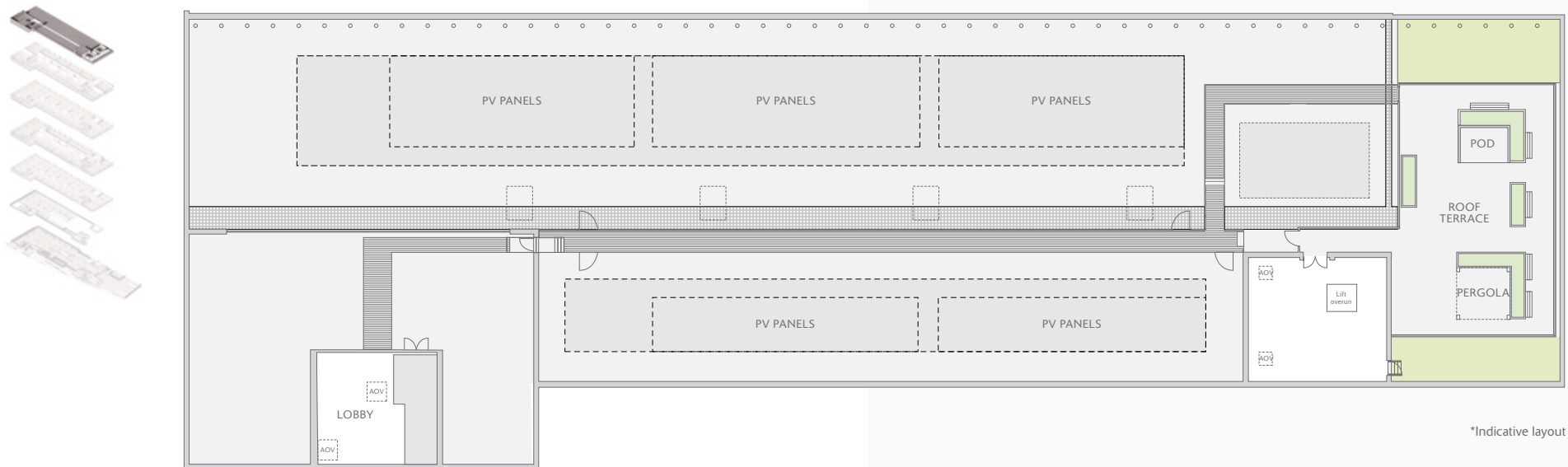
|        | sq m  | sq ft |        | sq m  | sq ft |         | sq m  | sq ft |
|--------|-------|-------|--------|-------|-------|---------|-------|-------|
| Unit 1 | 233.2 | 2,510 | Unit 5 | 174.3 | 1,876 | Unit 9  | 233.8 | 2,517 |
| Unit 2 | 220.6 | 2,375 | Unit 6 | 195.7 | 2,106 | Unit 10 | 208.5 | 2,244 |
| Unit 3 | LET   |       | Unit 7 | 213.3 | 2,296 | Unit 11 | 268.3 | 2,888 |
| Unit 4 | 173.8 | 1,871 | Unit 8 | 234   | 2,519 | Unit 12 | 251.5 | 2,707 |

WWW.SEGRO.COM/V-PARKGRANDUNION

## FLOOR PLANS

### ROOF TERRACE

SEGRO V-PARK GRAND UNION



FLOOR PLANS



# SPACE THAT **ENABLES** EXTRAORDINARY THINGS TO HAPPEN

Our Responsible SEGRO framework introduces three long-term priorities to which we can make the greatest business, environmental and social contribution.

We believe that working towards and achieving the goals within the Responsible SEGRO framework will ensure we remain a business fit for the future, one that helps our customers grow, our communities flourish and our people thrive.

In short, we will continue to create the space which enables extraordinary things to happen for many years to come.



See [SEGRO.com/responsiblesegro](https://www.segro.com/responsiblesegro) for more information.



## CHAMPIONING LOW-CARBON GROWTH

We will enable our people, our customers and our suppliers to achieve long-term sustainable growth while reducing emissions.



## INVESTING IN OUR LOCAL COMMUNITIES AND ENVIRONMENTS

We will create and implement Community Investment Plans for every key market in our portfolio.



## NURTURING TALENT

We will increase the overall diversity of our own workforce throughout the organisation.



## COMMUNITY

# A POSITIVE **IMPACT** ON COMMUNITY AND BUSINESSES

As part of our Responsible SEGRO framework, we invest in everyone's future prosperity – from creating training and employment opportunities to providing ongoing support and improving open spaces around our sites.

### Employment & Training

We will work with you to understand your recruitment needs and, through a network of partners, help you access a local talented workforce and training providers.

### Business Support

We work closely with the local authority and are well placed to support you by providing immediate access to a number of business-, economy- and training-related programmes.

### Education

All customers can easily take part in our schools' programme which supports local students from disadvantaged backgrounds.

[WWW.SEGRO.COM/V-PARKGRANDUNION](http://WWW.SEGRO.COM/V-PARKGRANDUNION)



Work experience at SEGRO Park Heathrow



## CONTACT

### ABOUT SEGRO



SEGRO is a UK Real Estate Investment Trust (REIT), listed on the London Stock Exchange and Euronext Paris, and is a leading owner, manager and developer of modern warehouses and industrial property.

It owns or manages 10.4 million square metres of space (112 million square feet) valued at £20.7 billion serving customers from a wide range of industry sectors. Its properties are located in and around major cities and at key transportation hubs in the UK and in seven other European countries.

See [SEGRO.com](http://SEGRO.com) for further information.

### CONTACT

For more information

Call: 020 3151 8621

Website: [SEGRO.com/v-parkgrandunion](http://SEGRO.com/v-parkgrandunion)



James Miller  
020 3369 0765

Tessa English  
020 3369 0837

Katy Kenealy  
020 3369 0856



Richard Harman  
020 3151 0028

Jake Huntley  
020 3151 0043

Charlie Wing  
020 3151 0017

Maddie Moriarty  
020 3151 0072

### TERMS

Each unit is available on a new lease.  
Terms and rent upon application.

The content of this document is believed to be correct at the date of Publication. However, the Company and its retained agents accept no responsibility or liability for (or make any representation, statement or expression of opinion or warranty, express or implied, with respect to), the accuracy or completeness of the content of this document. If you would like to unsubscribe from future mailings, please contact [marcomms@SEGRO.com](mailto:marcomms@SEGRO.com). 01/25.

SEGRO.COM/V-PARKGRANDUNION



In partnership with



Developed by

**SEGRO**